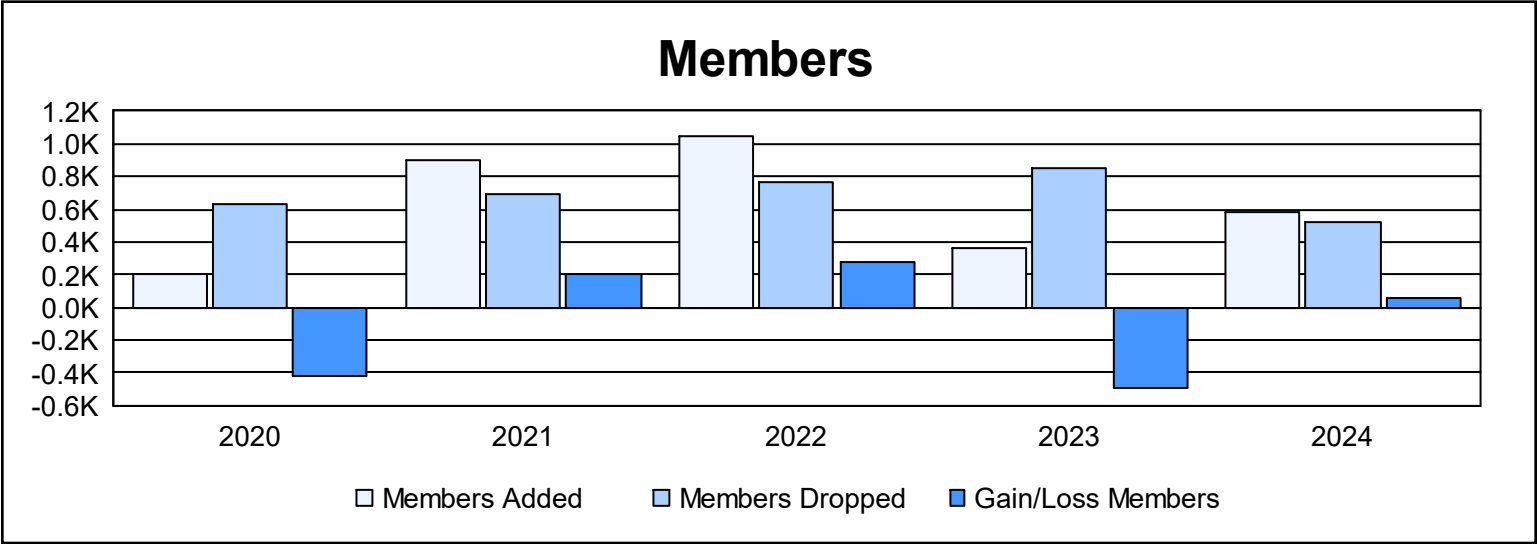
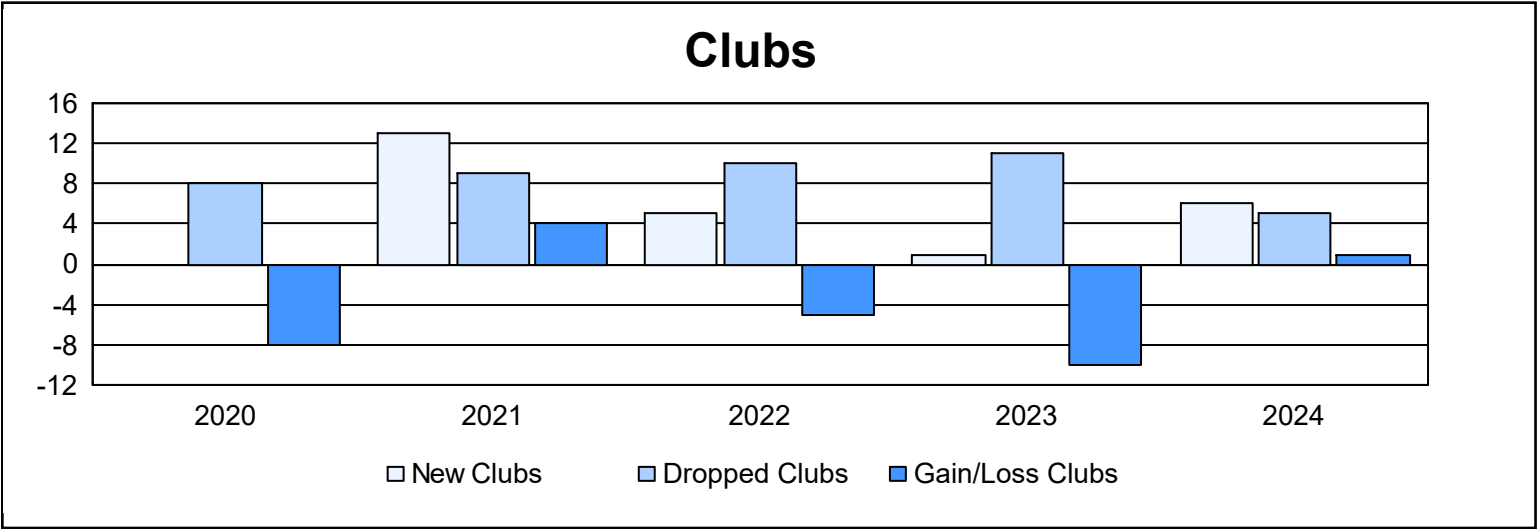
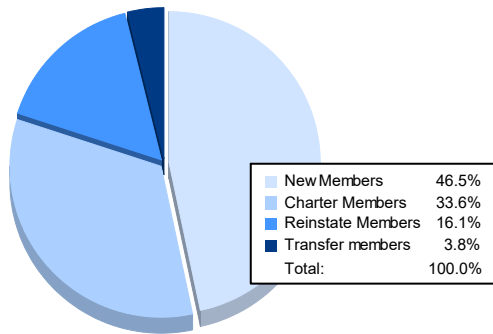


Year	New Clubs	Dropped Clubs	Gain/ Loss Clubs	New Members	Charter Members	Reinstate Members	Transfer Members	Total Member Added	Total Members Dropped	Gain/ Loss Members
2019-2020	0	8	-8	158	3	36	13	210	634	-424
2020-2021	13	9	4	479	321	94	10	904	698	206
2021-2022	5	10	-5	623	234	159	27	1,043	761	282
2022-2023	1	11	-10	304	32	17	9	362	850	-488
2023-2024	6	5	1	269	194	93	22	578	518	60
Average	5	9	-4	367	157	80	16	619	692	-73



### Membership Composition June 2024 Cumulative



### Gender Composition June 2024 Cumulative

